

• DSP-COL/M, CTL/M, CCL/M, CSL/M

Digital Motor Protection Relay/Economic Class

VIP-COL, CTL, CCL, CSL : Panel Mounting Type

VIP-COM, CTM, CCM, CSM : Panel Flush Mounting Type

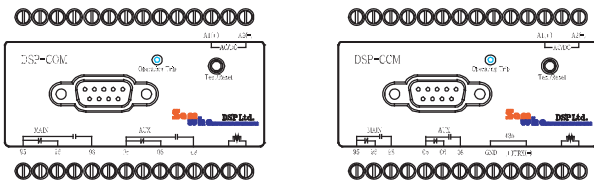
Technical Specification

Division		Description
Current setting range	10 Type	0.5A ~ 10A / 0.5 ~ 6A with external CT
	70 Type	5A ~ 70A
	External CT	Refer Table
Ground protection	Zero Sequence Current	30mA~2A * Sensed through external ZCT or embedded ZCT * External CT type must be combined with external ZCT
Time setting	Starting delay time(dI)	CFF, 1 ~ 300 sec/def, "OFF" selection means inverse curve
	Over current trip delay time(ct)	0.5~60 sec/def, 5~30class/nv : refer curve
	Under current trip delay time(ut)	0.5~30 sec/def
	Shock/stall trip delay time(st)	0.5~3 sec/def
	Ground fault starting delay time(EdI)	CFF, 0.5~25 sec/def
	Ground fault trip delay time(Ect)	0.5~30 sec/def
Allowable tolerance	Current	C(=2A:0.2A,C)2A+,- 5%
	Time	t(=2 sec:+,-0.1sec, t)2 sec+,- 5%
Control power		* 85VAC~260VAC, 50/60Hz(90VDC~370VDC) * 24VAC/DC(optional)
Trip output Relay	Main	1c(1-spdt), 3A/Resistive
	Aux	1c(1-spdt), 3A/Resistive
	GR	1c(1-spdt), 3A/Resistive(Aux output must be set "GR" in "AL-c" mode)
Application environment	Temperature	Operation -25°C ~ +70°C
		Storage -40°C ~ +80°C
	Relative humidity	30 ~ 85%, non-condensing
Current tolerance against changeable frequency in inverter		Avg ± 3% in 20Hz ~ 400Hz
Max Conductor Size		25sq
Insulation Resistance		10Mohm or more/500VDC, circuit-case
High Voltage Insulation Test		* circuit-case : AC 2000V, 60Hz, 1 min * contact-contact : AC 1500V, 60Hz, 1 min
Logic Input		90~220 VAC/DC
Screw Torque		Max 0.6 N.m
Frame : EC/EN 60695-2-12		650°C
Shock : EC/EN 60068-2-27		1/2 sine wave, 15g/11ms
Trip Output : IEC/EN 60947-1		690V(Vrms : 2KV, 1 min)
Electrostatic Discharge : IEC/EN 61000-4-2		Air : Level 3, 8KV, Contact : Level 3, 6KV
Radiated Electromagnetic Field Disturbance : EC/EN 61000-4-3		Level 3, 10V/m
Electric Fast Transient Burst : EC/EN 61000-4-4		Power, relay output : Level 4, 4KV, others : Level 3, 2KV
Surge : EC/EN 61000-4-5		relay output : 1.2 X 50uS, 2KV (0°, 90°, 180°, 270°)
Immunity to conducted disturbance : EC/EN 61000-4-6		10V, Level 3
Voltage variation : EC-61000-4-11		3ms/0, 300ms/70%
Digital Communication, CCM/CCL Type	Physical feature	2 wire RS 485
	Address	1 ~ 250
	Speed	9.6/9.2/38.4/57.6/76.8/115.2kbps
	wiring connection	Screw Terminal
	Termination resistance	External resistance/200 Ohm
	Cable	Sheathed cable, 2 Pair
Current Loop Communication : 4 ~ 20mA		20mA or maximum value in 3 phase current : CTM/CTL type
Consuming power		6W / max

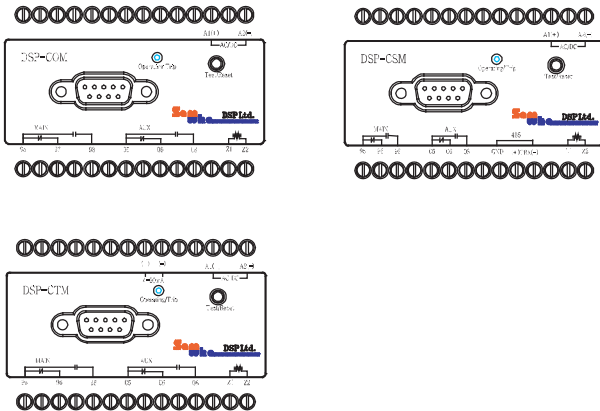
•DSP-COL/M, CTL/M, CCL/M, CSL/M

Input/Output : COL/M Type

► External ZCT type/possible with external CT



► Embedded ZCT type/not possible with external CT



Trip Output Operation Pattern

Trip output : main/95-96(b)-98(a), aux/C5-C6(b)-C8(e)

b is selected in "cut" mode: factory default

Control power is on/uncharged output state : 95-96(b)-98(e), aux/C5-C6(b)-C8(e)
TRIP operation state : 95-96(e)-98(t), C5-C6(a)-C8(b)

a is selected in "cut" mode

Control power is on/uncharged output state : 95-96(a)-98(b), C5-C6(b)-C8(a)
TRIP operation state : 95-96(b)-98(e), C5-C6(a)-C8(b)

Aux output → : AL/pre-arm to OC preset value before trip
: Trip factor is selected in "AL-C" Mode
: Independent output contact from main trip output
: "ALO" mode : CFF, AL, LC, SHOCK, EC, rP

Model

- DSP-CCL,CCM : Typical basic type
- DSP-CTL,CTM : Typical Basic Type + 4~20mA
- DSP-CCL,CCM : Typical basic type + RS485
- DSP-CSL,CSM : Typical basic type + Short circuit protection

Trip cause indication

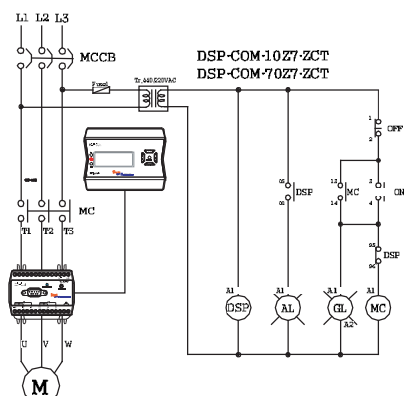
- Preset value check in running state/Such mode and preset value are shown alternatively as pressing SET button and next mode is shown as pressing CLR button
- If trip is happened, trip cause and current value of each phase are stored and able to indicate
- The information of 8 trip is stored and this is able to be checked in "trip" mode orderly

Protection

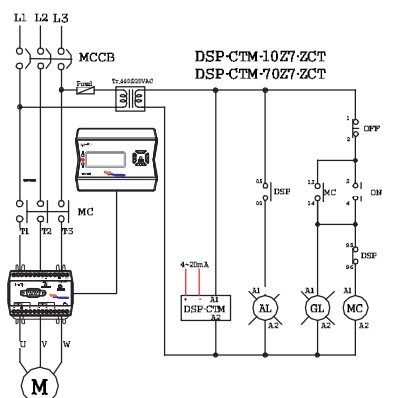
DIV	Description	Operation time	Remark
Over current(OC)	In case the load current greater than preset value is sensed	Definite time:0.1~60 sec/adjustable	C Type
Under current(LC)	In case the load current lower than preset value is sensed	Definite time:0.1~30 sec/adjustable	
Phase loss(FLC)	In case one of three phase is a state of phase loss	1sec	
reverse phase(rFc)	In case the order of incoming phase is changed like "RTS" from "RST"	0.5sec	
Locked rotor(LC)	In case the starting current greater than 300% of "OC" preset value is kept after dt is elapsed	0.1sec	
Shock/Stall	In case the 180~700% running current of preset "OC" value is sensed	0.05sec	
Current unbalance(ub)	$[(\text{max current} - \text{min current}) / \text{max current}] \times 100\%$	1sec ~ 8sec, adjustable	
Ground fault(GEC)	In case the ground fault current greater than preset value is sensed	Definite time:0.1~30 sec/adjustable	CSL,CSM Type
short circuit(SSC)	In case short circuit is happened	in start/0.05 sec	

Application sequence diagram

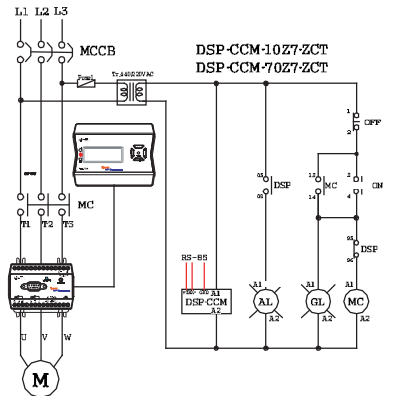
► External ZCT type



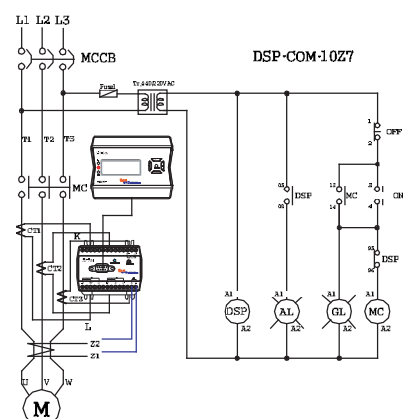
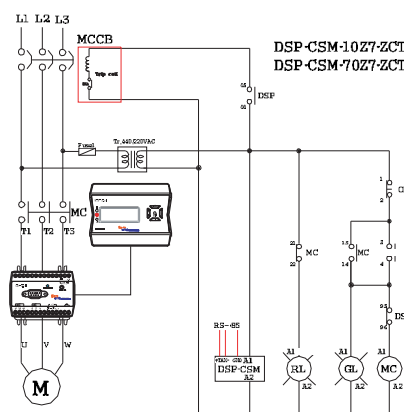
- ▶ External ZCT type



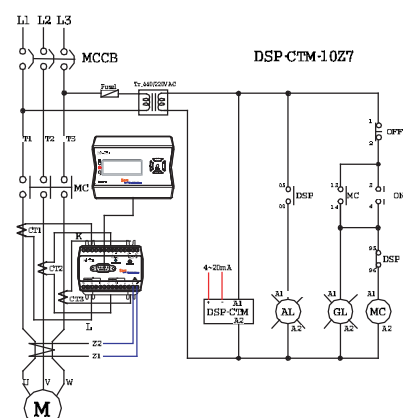
- ▶ External ZCT type



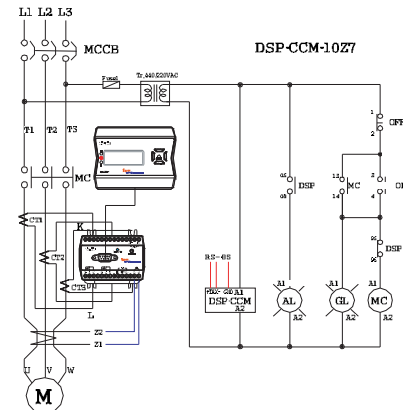
► External ZCT type



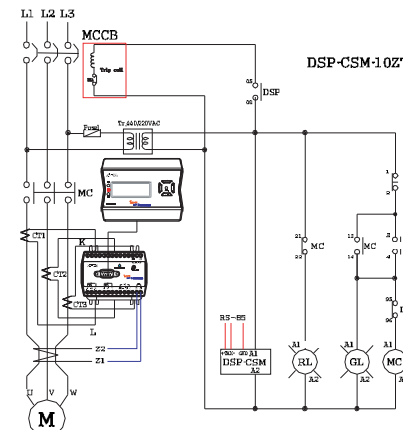
- ▶ External ZCT type



- ▶ External ZCT type



► External ZCT type



•DSP-COL/M, CTL/M, CCL/M, CSL/M

📌 Preset Key Operation



DV	Description
1."SET" key	<ul style="list-style-type: none"> * Press "SET" Key to enter into setting mode, then "F0000"(factory default password) is shown * Move cursor from first digit to right end digit by pressing "CLR"key to input password, in the same time make required digit by using "UP","DN" key, finally press once more, then operator meets possible state for preset a number or character of mode. * If there is no input for 15sec or pressing both "SET" and "CLR"key, it can be entered into operating condition.
2.Charged feature of Setting Key	<ul style="list-style-type: none"> * After entering into possible state for preset, each key acts its job as follows : SET----> backward direction, CLR---->forward direction, UP,DN---->able to select number or character in preset mode. * The previous mode based on setting mode is come out as pressing "SET" key during doing a preset job
3."SET" Key & "CLR" Key/to select MCCE	<p>Possible to select Mode by using "SET" or "CLR" key</p>
4."UP" key & "DN" Key/Adjust	<ul style="list-style-type: none"> * Possible to preset required value as selection a character or number by using UP/DOWN
5."SET" & "CLR" Key/Store	<ul style="list-style-type: none"> * The storage for preset data is completed by pressing both SET and CLR key in the same time
6."CLR" key	<ul style="list-style-type: none"> * While each factor is rotated, one of rotated factor is fixed by pressing "CLR" key * After fixing a operating factor, the operator is able to rotate manual one by one as pressing "UP"(forwardly), "DN"(reversely)
To check preset value of each mode during operation	<ul style="list-style-type: none"> * possible to check value and mode as pressing "SET" key once during operator, * preset value and mode are appeared alternatively * possible to check next mode as pressing "CLR" Key * return to operating mode as pressing both "SET" and "CLR" key or waiting for 15sec without any touch * Not possible to change existed preset value
Test/Reset: "CLR" Key	<ul style="list-style-type: none"> * to check if this relay is ready to work normally or not * "TEST" is appeared in case the operator presses test sw on the converter or "CLR" key for 3 sec or more, then release pressed test sw or "CLR" key * main 95-96-98) & aux trip(C5-C6-C8) output will be trip after counting down preset o-time (definite 1-1) * In case of display meter type, LED on the converter is flickering after a trip * After making trip, press "CLR" key for the reset action

•DSP-COL/M, CTL/M, CCL/M, CSL/M

📌 Preset Description

Mode	Function	Description	Factory
F0000	Password	F0000 is shown as pressing SET and reed CLR 4 times to enter into mode to be preset	0C00
OUT	to decide initial state of main trip relay	<ul style="list-style-type: none"> * to make initial state(a or b) of main trip output(95-96(a)-98(b)) when control power is powered * a : normal energized type(95-96(a)-98(b)) * b : normal deenergized type(95-96(b)-98(a)), not changed state 	b
CT	to select or direct through CT or external CT	5-2((2 times through CT hole), 5-4((4 times through CT hole), 5-1 ~ 5-24C(the value of CT ratio, eg "5-2C" → CT "00/5A")	5-1
CC	to preset a range to protect over current	10 Type: 0.5 ~ 0A/adjustable, 70 Type: 5 ~ 70A/adjustable	10
dt	to preset starting trip delay time	1.0 ~ 300Sec/adjustable	5sec
OTC	to select time-current characteristics for over current protection	dEF : definite, Inv : inverse	cEF
CT	to preset operating trip delay time	0.2 ~ 60Sec/adjustable	5sec
LC	to protect Locked Rotor	it is available for selecting CN (operation time : 0.1sec after dt is elapsed), condition for "CN" : start running current is kept on 300% after dt is elapsed	OFF
SS/OFF /CN	to define available term for short protection	<ul style="list-style-type: none"> * off : disable only for starting time (dt) * on : enable from starting initially * or y for CSL/M Type 	CN
SSc/cl / setting value	to define short protection % to "CC"	<ul style="list-style-type: none"> * current range for short circuit protection * 10 Type : 0.5 ~ 5A * 70 Type : 2 ~ 10A * or y for CSL/M Type 	10 : 10C0 70 : 20C0
ShoC	to protect mechanical shock during motor is working	<ul style="list-style-type: none"> * preset to "CC" : followed calculation max 700% -10 Type : 180% ~ [50/"CC"preset value]% -70 Type : 180% ~ [210/"CC"preset value]% 	OFF
St	to preset a time for shock protection	0.5 ~ 3sec / definite	St--
PLC	to protect phase loss by load current	ON : available, OFF : not available	CN
rPC	to protect reverse phase by load current	ON : available, OFF : not available	OFF
EC	to preset a range of zero phase current to protect ground fault	protection range : 30mA ~ 2A/adjustable, OFF : disable	2A
Edt	to preset starting trip delay time	1 ~ 25/adjustable	2sec
EOt	to preset operating trip delay time to protect ground fault	0.1 ~ 30/adjustable	C.1sec
UC	to preset a range to protect under current	possible preset range : minimum possible preset current ~ under "OC" preset value	OFF
Ut	to preset trip delay time to protect under current	0.2 ~ 30/adjustable	2sec
Ub	to preset current unbalance rate(%) among 3 phase	<ul style="list-style-type: none"> * formula : [(max-min) / max] * 100 [%] * range : 30% ~ 50% * minimum available current : 0.3A 	50%
AL-O	to preset a kind of AUX trip output	* OFF/EC, Ec(CCL/M, CTL/M Type), Uc, Shock/AL/[Ec-ta, Ec-tb(CCL/M, CSL/M Type)]	AL
AL	to preset alarm level rate(%) to OC	* % range : 65% ~ 100%/adjustable ("AL" is preset in "Auc" mode)	50
Alt	to preset a limit of accumulated working time necessary to give alarm.	0.1 hr ~ 6553.5 hr in 0.1 hr step	65C0
dC	to decide max current to charge into 20mA	to transfer maximum current of 3 phase current into 20mA, and 4mA means zero ampere output/CTM, CTL Type	5
rO/A	to indicate additional factor besides basic factor to indicate running operation value in a order	OFF : basic factor L1, L2, L3, Ec, ON : basic factor + additional factor (AWT/ accumulated working time, load factor)	OFF
rESET	to decide how to reset trip state	hr : manual reset, ALt : auto reset/available for "OC" trip	hr
At	to preset autoreset time	0.1 ~ 300sec/adjustable	C.1
I-AUT	to preset total possible time available for executing desired times of auto reset	30 ~ 60min/adjustable	60
trip	to show latest number of 8 trip cause	trip information in order : faulty phase and faulty value is appeared alternatively as controlling "UP" or "DN" key	
Addr	to put self-address to communicate with pc	range of number : #1 ~ #250/CCM/L, CSM/L Type	1
bFS	to decide communication speed	2400, 9600, 19200, 38400bps/CCM/L, CSM/L Type	96C0

•DSP-COL/M, CTL/M, CCL/M, CSL/M

Order Form

DSP-1(Type)-2(Rating current)-3(Control Power)-4(ZCT Embedded)-P(Optional)		
Item	Reference Code	Description
DSF-COL	DSF-COL-0Z7	Farel Mcurting Type, 0.5A~10A, 85~260VAC, 50/60Hz(90~370VDC), able to use external CT & external ZCT
	DSF-COL-7CZ7	Farel Mcurting Type, 5A~70A, 85~260VAC, 50/60Hz(90~370VDC), able to use external ZCT
	DSF-COL-0Z7-ZCT	Farel Mcurting Type, 0.5A~10A, 85~260VAC, 50/60Hz(90~370VDC), Embedded ZCT/inable to use external CT
	DSF-COL-7CZ7-ZCT	Farel Mcurting Type, 5A~70A, 85~260VAC, 50/60Hz(90~370VDC), Embedded ZCT/inable to use external CT
DSF-CCL	DSF-CCL-10Z7	Farel Mcurting Type, 0.5A~10A, 85~260VAC, 50/60Hz(90~370VDC), able to use external CT, able to use external ZCT, RS485
	DSF-CCL-7CZ7	Farel Mcurting Type, 5A~70A, 85~260VAC, 50/60Hz(90~370VDC), able to use external CT, able to use external ZCT, RS485
	DSF-CCL-10Z7-ZCT	Farel Mcurting Type, 0.5A~10A, 85~260VAC, 50/60Hz(90~370VDC), Embedded ZCT/inable to use external CT, RS485
	DSF-CCL-7CZ7-ZCT	Farel Mcurting Type, 5A~70A, 85~260VAC, 50/60Hz(90~370VDC), Embedded ZCT/inable to use external CT, RS485
DSF-CTL	DSF-CTL-10Z7	Farel Mcurting Type, 0.5A~10A, 85~260VAC, 50/60Hz(90~370VDC), able to use external CT, able to use external ZCT, 4~20mA
	DSF-CTL-7CZ7	Farel Mcurting Type, 5A~70A, 85~260VAC, 50/60Hz(90~370VDC), able to use external CT, able to use external ZCT, 4~20mA
	DSF-CTL-10Z7-ZCT	Farel Mcurting Type, 0.5A~10A, 85~260VAC, 50/60Hz(90~370VDC), Embedded ZCT/inable to use external CT, 4~20mA
	DSF-CTL-7CZ7-ZCT	Farel Mcurting Type, 5A~70A, 85~260VAC, 50/60Hz(90~370VDC), Embedded ZCT/inable to use external CT, 4~20mA
DSF-COM	DSF-COM-10Z7	Farel Flush Mcurting Type, 0.5A~10A, 85~260VAC, 50/60Hz(90~370VDC), able to use external CT, able to use external ZCT
	DSF-COM-7CZ7	Farel Flush Mcurting Type, 5A~70A, 85~260VAC, 50/60Hz(90~370VDC), able to use external ZCT
	DSF-COM-10Z7-ZCT	Farel Flush Mcurting Type, 0.5A~10A, 85~260VAC, 50/60Hz(90~370VDC), Embedded ZCT/inable to use external CT
	DSF-COM-7CZ7-ZCT	Farel Flush Mcurting Type, 5A~70A, 85~260VAC, 50/60Hz(90~370VDC), Embedded ZCT/inable to use external CT
DSF-CCM	DSF-CCM-10Z7	Farel Flush Mcurting Type, 0.5A~10A, 85~260VAC, 50/60Hz(90~370VDC), able to use external CT, able to use external ZCT, RS485
	DSF-CCM-7CZ7	Farel Mcurting Type, 5A~70A, 85~260VAC, 50/60Hz(90~370VDC), able to use external CT, able to use external ZCT, RS485
	DSF-CCM-10Z7-ZCT	Farel Mcurting Type, 0.5A~10A, 85~260VAC, 50/60Hz(90~370VDC), Embedded ZCT/inable to use external CT, RS485
	DSF-CCM-7CZ7-ZCT	Farel Mcurting Type, 5A~70A, 85~260VAC, 50/60Hz(90~370VDC), Embedded ZCT/inable to use external CT, RS485
DSF-CTM	DSF-CTM-10Z7	Farel Mcurting Type, 0.5A~10A, 85~260VAC, 50/60Hz(90~370VDC), able to use external CT, able to use external ZCT, 4~20mA
	DSF-CTM-7CZ7	Farel Mcurting Type, 5A~70A, 85~260VAC, 50/60Hz(90~370VDC), able to use external ZCT, 4~20mA
	DSF-CTM-10Z7-ZCT	Farel Mcurting Type, 0.5A~10A, 85~260VAC, 50/60Hz(90~370VDC), Embedded ZCT/inable to use external CT, 4~20mA
	DSF-CTM-7CZ7-ZCT	Farel Mcurting Type, 5A~70A, 85~260VAC, 50/60Hz(90~370VDC), Embedded ZCT/inable to use external CT, 4~20mA
DSF-CSL	DSF-CSL-0Z7	Farel Mcurting Type, unified meter type with converter, 0.5A~10A(0.5~5A for short circuit protection), 85~260VAC, 50/60Hz(90~370VDC), external CT, external ZCT
	DSF-CSL-0Z7-ZCT	Farel Mcurting Type, unified meter type with converter, 0.2A~10A(0.5~5A for short circuit protection), 85~260VAC, 50/60Hz(90~370VDC), not available for external CT, embedded ZCT
	DSF-CSL-7CZ7	Farel Mcurting Type, unified meter type with converter, 5A~70A(2~15A for short circuit protection), 85~260VAC, 50/60Hz(90~370VDC), external ZCT
	DSF-CSL-7CZ7-ZCT	Farel Mcurting Type, unified meter type with converter, 5A~70A(2~15A for short circuit protection), 85~260VAC, 50/60Hz(90~370VDC), embedded ZCT
DSF-CSM	DSF-CSM-10Z7	Farel Flush Mcurting Type, separated meter type, 0.5A~10A(0.5~5A for short circuit protection), 85~260VAC, 50/60Hz(90~370VDC), not available for external CT, embedded ZCT
	DSF-CSM-10Z7-ZCT	Farel Flush Mcurting Type, separated meter type, 0.5A~10A(0.5~5A for short circuit protection), 85~260VAC, 50/60Hz(90~370VDC), not available for external CT, embedded ZCT
	DSF-CSM-7CZ7	Farel Flush Mcurting Type, separated meter type, 5A~70A(2~15A for short circuit protection), 85~260VAC, 50/60Hz(90~370VDC), embedded ZCT
	DSF-CSM-7CZ7-ZCT	Farel Flush Mcurting Type, separated meter type, 5A~70A(2~15A for short circuit protection), 85~260VAC, 50/60Hz(90~370VDC), embedded ZCT
Opional Order	DSF-VIFXXX-XXXXXX-P	* Customised Software